






Operable and Interoperable Communications Survey 2

1. Please complete the following information and return THIS PAGE with your completed packet: Community name:		
		Response Count
		39
	<i>answered question</i>	39
	<i>skipped question</i>	1


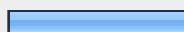
2. Name and contact information for the individual(s) who completed this form:		
		Response Count
		39
	<i>answered question</i>	39
	<i>skipped question</i>	1

3. During an emergency, your first responders rely upon a conventional radio system in order to communicate. The conventional system has shared frequencies and channels.			
		Response Percent	Response Count
YES		81.1%	30
NO		18.9%	7
N/A		0.0%	0
		<i>answered question</i>	37
		<i>skipped question</i>	3


4. During an emergency, your first responders rely upon two-way radios to communicate.

		Response Percent	Response Count
YES		81.1%	30
NO		16.2%	6
N/A		2.7%	1
		<i>answered question</i>	37
		<i>skipped question</i>	3





5. During an emergency, your first responders rely upon telephone, cellular phone or face-to-face exchanges to communicate incident information.

		Response Percent	Response Count
YES		75.7%	28
NO		27.0%	10
N/A		0.0%	0
		<i>answered question</i>	37
		<i>skipped question</i>	3




6. Voice communications for daily emergency response events is based primarily upon HAM radio.

		Response Percent	Response Count
YES		0.0%	0
NO		100.0%	37
N/A		0.0%	0
		<i>answered question</i>	37
		<i>skipped question</i>	3



7. A back-up system for direct two-way communications between emergency responders is available in the event that your primary system is compromised.



		Response Percent	Response Count
YES		56.8%	21
NO		37.8%	14
DON'T KNOW		2.7%	1
N/A		2.7%	1
		<i>answered question</i>	37
		<i>skipped question</i>	3


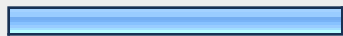

8. Your jurisdiction has a cache of radios readily available 24/7 for use during an emergency.




		Response Percent	Response Count
YES		64.9%	24
NO		32.4%	12
DON'T KNOW		2.7%	1
N/A		0.0%	0
		<i>answered question</i>	37
		<i>skipped question</i>	3




9. Your community has a system or equipment with which to dispatch first responders.




		Response Percent	Response Count
YES		91.9%	34
NO		8.1%	3
N/A		0.0%	0
		<i>answered question</i>	37
		<i>skipped question</i>	3





10. Your community has a local dispatch center.				
			Response Percent	Response Count
YES			64.9%	24
NO			35.1%	13
N/A			0.0%	0
			answered question	37
			skipped question	3

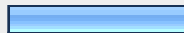



11. In lieu of a local dispatch center, your community has designated one or more individuals as a 24/7 emergency contact. This individual likely has a dedicated cellular phone for this purpose or a pager.				
			Response Percent	Response Count
YES			24.3%	9
NO			51.4%	19
N/A			24.3%	9
			answered question	37
			skipped question	3

12. Your community has equipment that enables dispatchers to maintain constant contact with the main emergency response disciplines in your community such as law enforcement, fire rescue and/or emergency medical technicians.				
			Response Percent	Response Count
YES			73.0%	27
NO			24.3%	9
N/A			2.7%	1
			answered question	37
			skipped question	3



13. Your jurisdiction owns or has authorized access to more than 10 satellite phones.				
			Response Percent	Response Count
YES			8.1%	3
NO			86.5%	32
DON'T KNOW			5.4%	2
N/A			0.0%	0
			<i>answered question</i>	37
			<i>skipped question</i>	3

14. Your jurisdiction owns or has authorized access to more than 5 satellite phones.				
			Response Percent	Response Count
YES			27.0%	10
NO			67.6%	25
DON'T KNOW			5.4%	2
N/A			0.0%	0
			<i>answered question</i>	37
			<i>skipped question</i>	3




15. Your jurisdiction owns or has authorized access to at least 4 satellite phones.				
			Response Percent	Response Count
YES			16.2%	6
NO			67.6%	25
DON'T KNOW			5.4%	2
N/A			10.8%	4
			<i>answered question</i>	37
			<i>skipped question</i>	3

16. When regional, state or federal agencies respond within your community, responders swap radios as a solution to enable interoperable communications among the agencies.				
			Response Percent	Response Count
YES			27.0%	10
NO			51.4%	19
DON'T KNOW			16.2%	6
N/A			5.4%	2
			<i>answered question</i>	37
			<i>skipped question</i>	3

17. Responders in your community are assigned permanent radios which they keep with them at all times—even when they are not on duty.

		Response Percent	Response Count
YES		75.7%	28
NO		24.3%	9
N/A		0.0%	0
		<i>answered question</i>	37
		<i>skipped question</i>	3





18. Responders in your community are assigned a radio at the beginning of each shift.

		Response Percent	Response Count
YES		5.4%	2
NO		81.1%	30
N/A		13.5%	5
		<i>answered question</i>	37
		<i>skipped question</i>	3





19. Additional comments on your current technology:





		Response Count
		17
		<i>answered question</i>
		17
		<i>skipped question</i>
		23

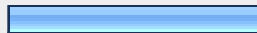



20. In your community, most of the key emergency response agencies (law enforcement, fire response, and medical services) have an interoperable communications SOP for daily operations

		Response Percent	Response Count
YES		61.8%	21
NO		32.4%	11
DON'T KNOW		2.9%	1
N/A		2.9%	1
		<i>answered question</i>	34
		<i>skipped question</i>	6




21. Your jurisdiction has a process in place to review and revise communications standard operating procedures

		Response Percent	Response Count
YES		67.6%	23
NO		26.5%	9
DON'T KNOW		2.9%	1
N/A		2.9%	1
		<i>answered question</i>	34
		<i>skipped question</i>	6





22. In your community, SOPs exist only within individual agencies and are not shared				
			Response Percent	Response Count
YES			29.4%	10
NO			55.9%	19
DON'T KNOW			5.9%	2
N/A			8.8%	3
			<i>answered question</i>	34
			<i>skipped question</i>	6





23. Your community has developed joint communication SOPs among agencies or neighboring communities are developed for planned events (such as the Iditarod)				
			Response Percent	Response Count
YES			38.2%	13
NO			52.9%	18
DON'T KNOW			5.9%	2
N/A			2.9%	1
			<i>answered question</i>	34
			<i>skipped question</i>	6




24. Your community has developed joint communication SOPs among agencies, or neighboring communities are developed for emergency incidents such as a mass casualty event

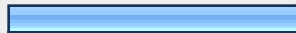


		Response Percent	Response Count
YES		44.1%	15
NO		52.9%	18
DON'T KNOW		0.0%	0
N/A		2.9%	1
		<i>answered question</i>	34
		<i>skipped question</i>	6




25. Your community has developed a plan that describes procedures for two-way communications between all emergency responders





		Response Percent	Response Count
YES		55.9%	19
NO		38.2%	13
DON'T KNOW		2.9%	1
N/A		2.9%	1
		<i>answered question</i>	34
		<i>skipped question</i>	6





26. Your community has developed communications procedures that are written, posted and accessible to responders 24/7			
		Response Percent	Response Count
YES		44.1%	15
NO		44.1%	15
DON'T KNOW		5.9%	2
N/A		5.9%	2
<i>answered question</i>			34
<i>skipped question</i>			6

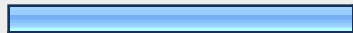



27. Your community has a current inventory of communications equipment.			
		Response Percent	Response Count
YES		58.8%	20
NO		35.3%	12
DON'T KNOW		5.9%	2
N/A		0.0%	0
<i>answered question</i>			34
<i>skipped question</i>			6





28. Your community has a copy of your region's Tactical Interoperable Communications Plan				
			Response Percent	Response Count
YES		44.1%	15	
NO		44.1%	15	
DON'T KNOW		11.8%	4	
N/A		0.0%	0	
			answered question	34
			skipped question	6





29. Your community has a community Emergency Operations Plan.				
			Response Percent	Response Count
YES		79.4%	27	
NO		11.8%	4	
DON'T KNOW		8.8%	3	
N/A		0.0%	0	
			answered question	34
			skipped question	6




30. Your Emergency Operations Plan has a Communications Annex.				
			Response Percent	Response Count
YES			67.6%	23
NO			11.8%	4
DON'T KNOW			14.7%	5
N/A			5.9%	2
			<i>answered question</i>	34
			<i>skipped question</i>	6

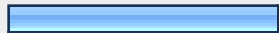



31. Your Communications Annex includes procedures that support communication with tribal governments				
			Response Percent	Response Count
YES			20.6%	7
NO			41.2%	14
DON'T KNOW			17.6%	6
N/A			20.6%	7
			<i>answered question</i>	34
			<i>skipped question</i>	6





32. Your Communications Annex includes procedures that support communication with voluntary agencies.				
			Response Percent	Response Count
YES			52.9%	18
NO			17.6%	6
DON'T KNOW			14.7%	5
N/A			14.7%	5
			<i>answered question</i>	34
			<i>skipped question</i>	6





33. Your Communications Annex includes procedures that support communication with regional agencies.				
			Response Percent	Response Count
YES			64.7%	22
NO			11.8%	4
DON'T KNOW			11.8%	4
N/A			11.8%	4
			<i>answered question</i>	34
			<i>skipped question</i>	6

34. Your Communications Annex includes procedures that support communication with state agencies.				
			Response Percent	Response Count
YES			70.6%	24
NO			5.9%	2
DON'T KNOW			11.8%	4
N/A			11.8%	4
			<i>answered question</i>	34
			<i>skipped question</i>	6




35. Your community has a written procedure to dispatch first responders.				
			Response Percent	Response Count
YES			79.4%	27
NO			14.7%	5
DON'T KNOW			0.0%	0
N/A			5.9%	2
			<i>answered question</i>	34
			<i>skipped question</i>	6




36. Your community has a written procedure for maintaining all emergency communications equipment.			
		Response Percent	Response Count
YES		41.2%	14
NO		50.0%	17
DON'T KNOW		2.9%	1
N/A		5.9%	2
		<i>answered question</i>	34
		<i>skipped question</i>	6



37. Your community has a procedure for annual review and evaluation of the local communications plan.			
		Response Percent	Response Count
YES		32.4%	11
NO		58.8%	20
DON'T KNOW		2.9%	1
N/A		5.9%	2
		<i>answered question</i>	34
		<i>skipped question</i>	6

38. Your communications plan complies with the National Incident Management System (NIMS).				
			Response Percent	Response Count
YES			61.8%	21
NO			5.9%	2
DON'T KNOW			20.6%	7
N/A			11.8%	4
			<i>answered question</i>	34
			<i>skipped question</i>	6




39. Additional comments on your current SOPs:			Response Count
			10
			<i>answered question</i>
			10
			<i>skipped question</i>
			30

40. You conduct a test of emergency communications equipment and systems at least once per quarter.				
			Response Percent	Response Count
YES			58.8%	20
NO			41.2%	14
DON'T KNOW			0.0%	0
N/A			2.9%	1
			<i>answered question</i>	34
			<i>skipped question</i>	6




41. You regularly include communications components in your tabletop exercises.			
		Response Percent	Response Count
YES		64.7%	22
NO		32.4%	11
DON'T KNOW		0.0%	0
N/A		2.9%	1
		<i>answered question</i>	34
		<i>skipped question</i>	6

42. In the past three years, you have conducted a communications-specific exercise for your local agencies.			
		Response Percent	Response Count
YES		47.1%	16
NO		47.1%	16
DON'T KNOW		5.9%	2
N/A		0.0%	0
		<i>answered question</i>	34
		<i>skipped question</i>	6





43. In the past three years, you have conducted a communications-specific exercise that included agencies from other jurisdictions.

		Response Percent	Response Count
YES		32.4%	11
NO		61.8%	21
DON'T KNOW		5.9%	2
N/A		0.0%	0
		<i>answered question</i>	34
		<i>skipped question</i>	6




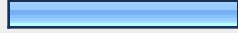
44. In the past three years, you have conducted an operational exercise that included a specific observer to monitor communications

		Response Percent	Response Count
YES		23.5%	8
NO		67.6%	23
DON'T KNOW		8.8%	3
N/A		0.0%	0
		<i>answered question</i>	34
		<i>skipped question</i>	6

45. In the past three years, any of your exercise after action reports (AARs) have included recommendations for the improvement of communications.

		Response Percent	Response Count
YES		50.0%	17
NO		20.6%	7
DON'T KNOW		14.7%	5
N/A		14.7%	5
		<i>answered question</i>	34
		<i>skipped question</i>	6

46. If your community AARs have included recommendations for the improvement of communications, you have acted upon those recommendations and corrected at least some of the deficiencies.

		Response Percent	Response Count
YES		38.2%	13
NO		14.7%	5
DON'T KNOW		11.8%	4
N/A		35.3%	12
		<i>answered question</i>	34
		<i>skipped question</i>	6

47. If your community communications plan includes a phone tree, you test the phone tree process at least quarterly.

		Response Percent	Response Count
YES		14.7%	5
NO		29.4%	10
DON'T KNOW		14.7%	5
N/A		41.2%	14
		<i>answered question</i>	34
		<i>skipped question</i>	6

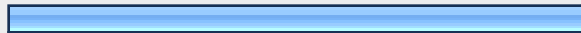


48. Additional comments on your communications exercises:

		Response Count
		8
		<i>answered question</i>
		8
		<i>skipped question</i>
		32




49. You use two-way radio communication for planned events such as athletic events and large conferences/conventions that involve multiple responding agencies within your community.

		Response Percent	Response Count
YES		61.8%	21
NO		14.7%	5
N/A		23.5%	8
		<i>answered question</i>	34
		<i>skipped question</i>	6




50. You use two-way radio for localized emergency incidents that involve agencies based within your community.

		Response Percent	Response Count
YES		88.2%	30
NO		11.8%	4
N/A		2.9%	1
<i>answered question</i>			34
<i>skipped question</i>			6





51. In your community, interoperable and operable systems are used every day for managing routine situations and emergency incidents. The same system that is used for daily events is also used for disasters.

		Response Percent	Response Count
YES		82.4%	28
NO		8.8%	3
N/A		8.8%	3
<i>answered question</i>			34
<i>skipped question</i>			6





52. In your jurisdiction, have you conducted an operational exercise that included a specific observer to monitor communications in the past three years?

		Response Percent	Response Count
YES		38.2%	13
NO		55.9%	19
DON'T KNOW		5.9%	2
N/A		0.0%	0
<i>answered question</i>			34
<i>skipped question</i>			6





53. In your jurisdiction, any of your exercise after action reports (AARs) have included recommendations for the improvement of communications.

		Response Percent	Response Count
YES		52.9%	18
NO		11.8%	4
DON'T KNOW		14.7%	5
N/A		20.6%	7
		<i>answered question</i>	34
		<i>skipped question</i>	6

54. If your community AARs have included recommendations for the improvement of communications, you have acted upon those recommendations and corrected at least some of the deficiencies.

		Response Percent	Response Count
YES		44.1%	15
NO		20.6%	7
DON'T KNOW		11.8%	4
N/A		26.5%	9
		<i>answered question</i>	34
		<i>skipped question</i>	6




55. Key officials are notified in the event of an incident using relevant tools and technologies (e.g., call down lists, SMS messages, etc.)

		Response Percent	Response Count
YES		76.5%	26
NO		11.8%	4
DON'T KNOW		8.8%	3
N/A		2.9%	1
		<i>answered question</i>	34
		<i>skipped question</i>	6





56. Additional comments on your interoperable communications usage:

		Response Count
		7
		<i>answered question</i>
		7
		<i>skipped question</i>
		33




57. In your jurisdiction, all appropriate personnel in your community receive introductory training to operate communications systems according to their incident role.

		Response Percent	Response Count
YES		78.8%	26
NO		18.2%	6
DON'T KNOW		0.0%	0
N/A		3.0%	1
		<i>answered question</i>	33
		<i>skipped question</i>	7




58. In your jurisdiction, all appropriate personnel in your community receive annual refresher courses for the operation of communications system according to their incident role.

		Response Percent	Response Count
YES		42.4%	14
NO		45.5%	15
DON'T KNOW		6.1%	2
N/A		6.1%	2
<i>answered question</i>			33
<i>skipped question</i>			7



59. In your jurisdiction, interoperable systems are used in pertinent everyday activities and emergency incidents to ensure familiarity with the system.

		Response Percent	Response Count
YES		72.7%	24
NO		21.2%	7
N/A		6.1%	2
<i>answered question</i>			33
<i>skipped question</i>			7




60. At least one first responder in your jurisdiction has attended the Communications Unit Leader training course

		Response Percent	Response Count
YES		45.5%	15
NO		48.5%	16
N/A		6.1%	2
<i>answered question</i>			33
<i>skipped question</i>			7




61. In your jurisdiction, all communications training in your community is cross-disciplinary and includes dispatchers.




		Response Percent	Response Count
YES		42.4%	14
NO		45.5%	15
N/A		15.2%	5
		answered question	33
		skipped question	7

62. If your community AARs have included recommendations for the improvement of communication training, you have acted upon those recommendations

		Response Percent	Response Count
YES		39.4%	13
NO		30.3%	10
N/A		30.3%	10
		answered question	33
		skipped question	7

63. In your jurisdiction, communications systems are used in pertinent everyday activities and emergency incidents to ensure familiarity with system and cooperation among agencies and personnel

		Response Percent	Response Count
YES		66.7%	22
NO		27.3%	9
N/A		6.1%	2
		answered question	33
		skipped question	7

64. In your jurisdiction, all personnel (including non traditional stakeholders) have been trained to operate communications systems according to their incident role				
			Response Percent	Response Count
YES			54.5%	18
NO			39.4%	13
N/A			6.1%	2
			<i>answered question</i>	33
			<i>skipped question</i>	7

65. Additional comments on your interoperable communications training:				
			Response Count	
			4	
			<i>answered question</i>	4
			<i>skipped question</i>	36